







**Appendix 12
Metrics**

Fixed Broadband Availability	
Measure	2019 Most Recent Data 25 Mbps down/3 Mbps up December 2017, FCC Form 477
The percent of Nebraskans with access to fixed broadband	87%
The percent of rural Nebraskans with access to fixed broadband	58%
How Nebraska compares with neighboring on fixed broadband availability	6 th out of 7
How Nebraska compares with the U.S. on fixed broadband availability	 Nebraska lags the U.S. 94% of Americans and 76% of rural Americans have access to fixed broadband.

Mobile Broadband Availability	
Measure	2019 Most Recent Data 10 Mbps down/3 Mbps up December 2017, FCC Form 477
The percent of Nebraskans with access to mobile broadband	83%
The percent of rural Nebraskans with access to mobile broadband	56%
How Nebraska compares with neighboring on mobile broadband availability	6 th out of 7
How Nebraska compares with the U.S. on mobile broadband availability	 Nebraska lags the U.S. 89% of Americans and 69% of rural Americans have access to broadband.

Average Fixed Speeds	
Measure	2019 Most Recent Data 2018, Ookla
Average fixed download speed in Nebraska	89 Mbps
How Nebraska compares with neighboring states on average fixed download speeds	4 th out of 7
How Nebraska compares with U.S. on average fixed download speeds	 Nebraska lags the U.S. The average fixed download speed in the U.S. is 96 Mbps.
Average fixed upload speed in Nebraska	44 Mbps
How Nebraska compares with neighboring states on average fixed upload speeds	2 nd out of 7
How Nebraska compares with U.S. on average fixed upload speeds	 Nebraska beats the U.S. The average upload speed in the U.S. is 33 Mbps.

Average Mobile Speeds	
Measure	2019 Most Recent Data 2018, Ookla
Average mobile download speed in Nebraska	20.8 Mbps
How Nebraska compares with neighboring states on average mobile download speeds	5 th out of 7
How Nebraska compares with U.S. on average mobile download speeds	 Nebraska lags the U.S. The average mobile download speed in the U.S. is 20.8 Mbps
Average mobile upload speed in Nebraska	7.72 Mbps
How Nebraska compares with neighboring states on average mobile download speeds	5 th out of 7
How Nebraska compares with U.S. on average mobile download speeds	 Nebraska lags the U.S. The average mobile upload speed in the U.S. is 8.63 Mbps

NUSF	
Measure	2019 Most Recent Data Nebraska Public Service Commission
Annual contributions to the Nebraska Universal Service Fund (By Calendar Year)	2017 - \$35,321,380 2018 - \$32,796,228 2019 - \$18,333,749 (Through 1 st Half, 2019)
Annual allocations from the Nebraska Universal Service Fund (By Calendar Year)	2017 – \$40,087,483 2018 - \$33,139,591 2019 - \$30,056,117 (Additional allocations may still be made in 2019)
The number of households and businesses in Nebraska which have broadband (25/3 Mbps Down/Up) available as a result of CAF II funding	A-CAM (2016-2018) – 3,828 Locations CAF II (Price Cap Carriers) – 677 locations
The number of households and businesses in Nebraska which have, or will have broadband available as a result of NUSF funding (Includes only High Cost programs, NUSF-99 and NUSF-108)	NUSF-99 Projects (2016-Present) – 8,092 NUSF-108 Projects (2019) – 346 (Includes project notices received as of 8/9/2019)

Public Private Partnerships	
Measure	2019 Most Recent Data July 2019, Nebraska Public Service Commission
The number of leases of dark fiber from public entities	1

Percent of Nebraskans Lacking Home Internet Subscriptions or Subscribing to Mobile Only	
Measure	Most Recent Data
Percent of Nebraskans who lack a home internet subscription	16% 2017, ACS 5-Year
Percent of Nebraskans under 18 years of age who lack a home internet subscription	12% 2017, ACS 5 Year
Percent of U.S. adults with a mobile only broadband subscription	17% 2019, Pew Research Center

Percent Nebraska Libraries and Schools Districts Applying for E-Rate	
Measure	Most Recent Data
Percent of Nebraska Libraries Applying for Category 1 (External Connections) E-Rate	25% 2019-20, USAC
Percent of Nebraska Libraries Applying for Category 2 (Internal Connections) E-Rate funding	3% 2015-20, USAC
Percent of Nebraska K-12 public school districts Applying for Category 1 (External Connections) E-Rate	100% 2019-20, USAC
Percent of Nebraska K-12 public school districts Applying for Category 2 (Internal Connections) E-Rate funding	98% 2015-20, USAC

Nebraska Library Broadband	
Measure	Most Recent Data
Percent of Nebraska Libraries Serving Populations of Less than 2,500 with Internet Access of Less than 12 Mbps	42% FY 2017-2018, Nebraska Library Commission
Percent of Nebraska Libraries Serving Populations of Less than 2,500 with Internet Access of Greater than 24 Mbps	16% FY 2017-2018, Nebraska Library Commission
Percent of Nebraska Libraries Serving Populations of Less than 2,500 with Internet Access of 100 Mbps or Greater	.6% FY 2017-2018, Nebraska Library Commission